

## MANUAL FOR ENTRANCE EXAM MUG 2020

Dear Candidate,

You have successfully passed the first stage of the assessment and based on your high school grades (final or expected) you got a status “under evaluation” – next step you will be invited to an online entrance examination.

The **scope** and **form** of the written exam (as well as examples from previous years can be found on our website: <https://admission.mug.edu.pl/38950.html> - **please read them.**)

To solve the test (especially chemistry questions) you will need tables with data: **Electronegativity Table, Galvanic (Electropotential) Series, Periodic Table of Elements, Solubility Chart, Aminoacids.** Aids allowed by the University are on the website: <https://admission.mug.edu.pl/38950.html> - **please print them out** (5 documents) because before you start the exam we will ask you to show them. Only these materials and only in this (printed) form are admissible during the exam.

During the written part of the exam candidates are allowed use **calculators**, but there are some restrictions - read our Calculator policy. <https://admission.mug.edu.pl/55792.html>

After agreeing on the date (through the recruitment agency or direct contact to MUG Admission Office), first the written exam will be conducted using the ZOOM application. You will receive an invitation containing the following information.

Medical University of Gdańsk is inviting you to a scheduled Zoom meeting.

**Topic:** Admission MUG

**Time:** Apr 5, 2020 09:00 AM Warsaw

**Join Zoom Meeting**

<https://zoom.us/j/891936098?pwd=WXdXMUo5cmpPb2lHU3ZmRndDQ00yZz09>

or if you have already ZOOM account -

**Meeting ID:** 891 936 098

**Password:** 016513

Details in sections: Time (date and hour), Join Zoom Meeting (link), Meeting ID (number) and Password (number) **will be specific for each examination session.** Your will be different than the one above but the pattern is going to be the same.

In here you have a short clip – How to join a ZOOM meeting

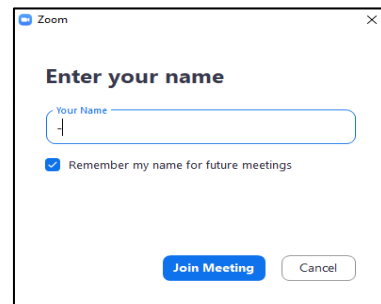
[https://www.youtube.com/embed/hlkCmbvAHQQ?rel=0&autoplay=1&cc\\_load\\_policy=1](https://www.youtube.com/embed/hlkCmbvAHQQ?rel=0&autoplay=1&cc_load_policy=1)

# MANUAL FOR ENTRANCE EXAM MUG 2020

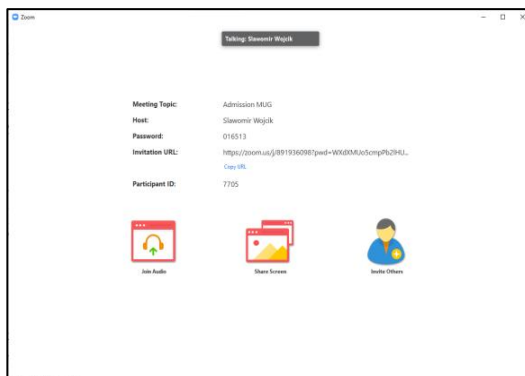
In brief:

1. You don't need to have Zoom application – simply copy a link to your browser  
after few seconds a new window will pop up:

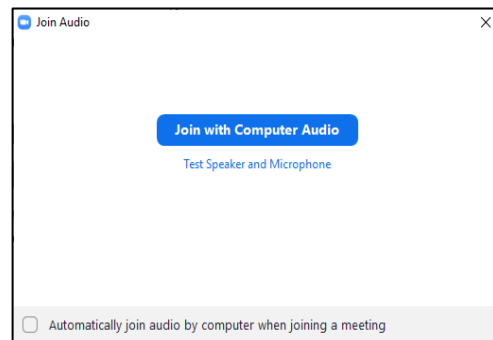
Provide your full first and last name  
(like in application form/**passport** e.g. John Smith)  
and press (**Join Meeting**).



2. A new window will pop up  
- first click on (**Join Audio**)



3. If you already tested speaker and microphone  
you can click on (**Join with Computer Audio**),  
if not you can check them now.



# MANUAL FOR ENTRANCE EXAM MUG 2020

4. Once you join the meeting you should click on the icon (**Start Video**).

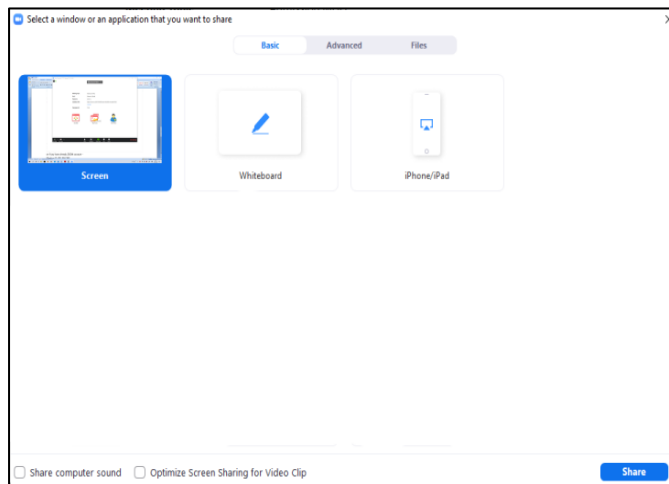

**The camera must be on for the entire duration of the exam.**

**Lack of video transmission will result in the candidate being annulled.**



5. Next step is (Share Screen) option. Please select an option screen and click on (**Share**). This option must be enabled for the duration of the exam.

Since the candidate **may only have a test window during the exam** and **may not use any other computer applications and screens**, the examiners will observe the monitors of the exam participants.



## MANUAL FOR ENTRANCE EXAM MUG 2020

6. Registration to the database <https://admission2020.mug.edu.pl/> - please provide your login (this is your e-mail address used during registration) and password.

The screenshot shows the login and registration interface. At the top, there is a dark blue header with the Medical University of Gdańsk logo and the text "MEDICAL UNIVERSITY OF GDAŃSK On-line enrolment system 2020". Below the header, a white box contains the following elements:

- E-mail: A text input field with a placeholder "E-mail".
- Password: A text input field with a placeholder "Password".
- A blue button labeled "Log me in".
- A link labeled "Remind my password".
- An "or" separator.
- A green button labeled "Register new account".
- Text: "If this is your first visit to this website in year 2020".

At the bottom of the page, there is a dark blue footer with contact information for the Admission Office and a copyright notice for 1996-2020.

7. Once you register to the database please click on (Exams)

The screenshot shows the user dashboard after registration. At the top, there is a dark blue header with the Medical University of Gdańsk logo and the text "MEDICAL UNIVERSITY OF GDAŃSK On-line enrolment system 2020". Below the header, there is a navigation bar with the following items:

- Application forms
- Exams (highlighted with a red arrow)
- Attachments
- News
- Conversations
- User profile: Peter Little Mayor

Below the navigation bar, there is a light blue notification box that says "Welcome to the on-line enrolment system". Underneath, there is a section titled "Application forms" with a green button labeled "Submit a new application form". Below this, there is a table with the following data:

Form No	Studies	State
FR/LED/00186/2020	6-year M.D. programme	<span style="background-color: red; color: white; padding: 2px;">draft</span>

At the bottom of the page, there is a dark blue footer with contact information for the Admission Office and a copyright notice for 1996-2020.

## MANUAL FOR ENTRANCE EXAM MUG 2020

8. You will get one more time set of information about on-line exam.  
Please **do not** press (Start the exam) before examiner will tell you to do so.

**The use of any assistance (electronic sources, third party assistance etc.) results in the rejection of the candidate's application without the possibility of retaking the exam. Medical ethics.**

The screenshot shows the web interface for the Medical University of Gdańsk's on-line enrolment system. The header includes the university's logo and name, along with the text "On-line enrolment system 2020". A navigation menu contains links for "Application forms", "Exams", "Attachments", "News", and "Conversations". The main content area is titled "On-line exams" and contains the following text:

The entrance examination to the Medical University of Gdańsk is made up of 60 questions - 30 Biology, and 30 Chemistry questions. It is a multiple choice test with only one option correct. Each correct answer gives you one point. There is no penalty for wrong answers. After answer selection use the "save" button to save your selection in the system. Throughout the duration of the test you have the possibility to change the decision.

You have 90 minutes to do the test.

After 90 minutes the system automatically completes the exam.

Before you sit down to the examination, make sure you have the following at hand:

- Several blank sheets of paper
- A ball pen
- A calculator

Print out the periodic table of elements, and the electrochemical series from the files attached below.

- Periodic table of elements
- Galvanic (electropotential) series
- Solubility Chart
- Electronegativity Table
- Aminoacids

To view the files in the PDF format, you must install the free Adobe Reader programme.

▶ Exam name: 015\_2020

Enabled on: 2020-04-06 23:30

▶ Start the exam

At the bottom of the page, there is a footer that reads "Admission Office, Medical University of Gdańsk".

The entrance examination to the Medical University of Gdańsk is made up of 60 questions - 30 Biology (30 – first half), and Chemistry (30 – second half). It is a multiple choice test with only one option correct. Each correct answer gives you one point. **There is no penalty (deducted points) for wrong answers.**

## MANUAL FOR ENTRANCE EXAM MUG 2020

9. During the test please pick one correct answer, and **save** it and go to the next question. You will have 90 minutes to complete the test, during this time you can change your answers but after each change save your answer.

On the screen information about remaining time is provided. After 90 minutes exam will close automatically. If you finish earlier you can finish the exam by yourself – click on the button (Finish the exam). You will be asked to confirm: If you really want to end the exam, click the button. If you do this, the exam will end. **Remember it is the final decision and you will not be able to return to taking the exam.**

ug.edu.pl/exam/questions/6

**MEDICAL UNIVERSITY OF GDAŃSK**  
On-line enrolment system 2020

Application forms Exams Attachments News Conversations Peter Little Mayor

On-line exam: 015\_2020

Enabled on: 2020-04-06 23:30 Started at: 2020-04-06 23:41 Remaining time: 1:27:56

Previous question List of questions Next question Finish the exam

7. The correct order of body organization from simplest to most complex is:

A.  system, cell, organ, organism, tissue

B.  organ, tissue, cell, organism, system

C.  cell, tissue, organ, system, organism

D.  cell, system, tissue, organ, organism

Save

Admission Office, Medical University of Gdańsk  
80-210 Gdańsk, Al. Zwycięstwa 41-42  
Contact  
e-mail: admission@gumed.edu.pl

Copyright © Medical University of Gdańsk 1996-2020  
Polityka wykorzystywania plików cookies w systemach internetowych GUMed

10. The **results** of the written exam will be known the same day, about an hour after the exam. They will be sent to you or your Agency. On the same day a decision will be made on the next stages of recruitment.

- **qualification for an interview** (to be prepared please learn answers for the topics – [https://admission.mug.edu.pl/attachment/attachment/14997/Interview\\_Topics\\_2018.pdf](https://admission.mug.edu.pl/attachment/attachment/14997/Interview_Topics_2018.pdf) )
- **conditional acceptance** (e.g. for candidates with predicted grades)
- **conditional acceptance with the postponed interview** (e.g. for candidates with predicted grades)
- **final acceptance** (only for graduates)
- **retake of the written exam** (valid only once)
- **rejecting the application**

## MANUAL FOR ENTRANCE EXAM MUG 2020

<b>The day before the written exam, check:</b>	✓
- whether the computer you are going to use has a <b>stable internet</b> connection.	
- is the <b>camera, speakers and microphone</b> in the computer that you will be using working properly (can you see clearly, hear and do you hear everything)	
- do you have a <b>calculator</b> ready?	
- do you have <b>printed</b> university-approved <b>chemistry task tables</b> .	
- are you prepared with sheets of <b>white paper</b> for calculations and two <b>writing pens</b> .	
- do you remember your <b>login (your e-mail adress)</b> and <b>password</b> for the <b>MUG admission database</b> : <a href="https://admission2020.mug.edu.pl/">https://admission2020.mug.edu.pl/</a>	
- do you have prepared <b>ZOOM meeting ID</b> and an access <b>password</b> .	
- did you warn your family members that during the exam nobody would disturb you (you should be <b>alone</b> in your examination room).	