

MANUAL FOR ENTRANCE EXAM MUG 2022

Dear Candidate,

You are passing through the first stage of the assessment based on your high school grades (final or expected) and you got a status “under evaluation” – as a next step you will be invited to an online entrance exams.

The **scope** and **form** of the written exam (as well as examples from previous years can be found on our website: <https://admission.mug.edu.pl/38950.html> - **please read them.**)

To solve the test (especially chemistry questions) you will need tables with data: **Electronegativity Table, Galvanic (Electropotential) Series, Periodic Table of Elements, Solubility Chart, Aminoacids.** Aids allowed by the University are on the website: <https://admission.mug.edu.pl/38950.html> - **please print them out** (5 documents) because before you start the exam we will ask you to show them. Only these materials and only in this (printed) form are admissible during the exam.

During the written part of the exam candidates are allowed use **calculators**, but there are some restrictions - read our Calculator policy. <https://admission.mug.edu.pl/55792.html>

After agreeing on the date (through the recruitment agency or direct contact to MUG Admission Office), first the written exam will be conducted using the ZOOM application. You will receive an invitation containing the following information (given data are just an example) .

Medical University of Gdańsk is inviting you to a scheduled Zoom meeting.

Topic: Admission MUG

Time: March 5, 2022 09:00 AM Warsaw

Join Zoom Meeting

<https://zoom.us/j/891936098?pwd=WXdXMUo5cmpPb2lHU3ZmRndDQ00yZz09>

or if you have already ZOOM account -

Meeting ID: 891 936 098

Password: 016513

Details in sections: **Time (date and hour), Join Zoom Meeting (link), Meeting ID (number) and Password (number) will be specific for each examination session.** Your will be different than the one above but the pattern is going to be the same.

In here you have a short clip – How to join a ZOOM meeting

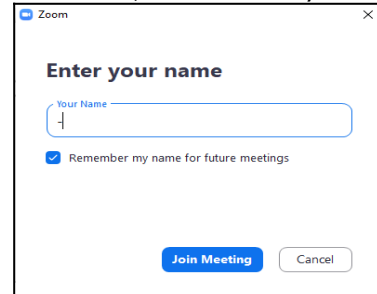
https://www.youtube.com/embed/hlkCmbvAHQQ?rel=0&autoplay=1&cc_load_policy=1

MANUAL FOR ENTRANCE EXAM MUG 2022

In brief:

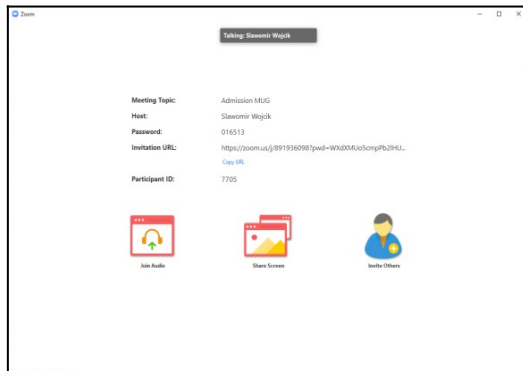
1. Is **better** to have Zoom application on your device – according to our experience connection is better and there is less problems to share the screen (see the section below). However if you don't have Zoom application – simply copy a link to your browser after few seconds a new window will pop up:

Provide your full first and last name
(like in application form/passport e.g. John Smith)
and press **(Join Meeting)**.



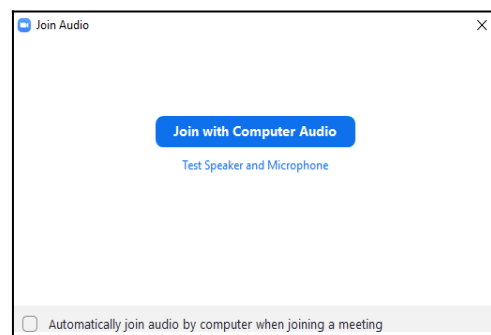
The screenshot shows a Zoom dialog box titled "Enter your name". It features a text input field labeled "Your Name" with a cursor inside. Below the input field is a checked checkbox labeled "Remember my name for future meetings". At the bottom right, there are two buttons: "Join Meeting" (highlighted in blue) and "Cancel".

2. A new window will pop up
- first click on **(Join Audio)**



The screenshot shows a Zoom window titled "Tibing Dawant @gizk". It displays meeting details: Meeting Topic: Admission MUG, Host: Slawomir Wojcik, Password: 014513, Invitation URL: https://zoom.us/j/891934098?pwd=K0JkMkx0cmprb29kL... (with a "Copy URL" link), and Participant ID: 7795. At the bottom, there are three icons: "Join Audio" (highlighted in red), "Share Screen", and "Invite Others".

3. If you already tested speaker and microphone you can click on **(Join with Computer Audio)**, if not you can check them now.

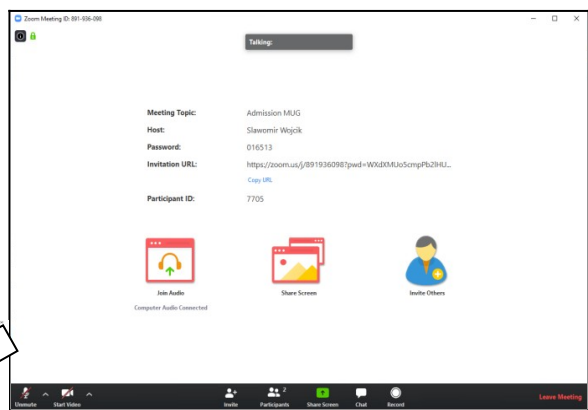


The screenshot shows a Zoom dialog box titled "Join Audio". It features a prominent blue button labeled "Join with Computer Audio". Below this button is a link that says "Test Speaker and Microphone". At the bottom, there is a checkbox labeled "Automatically join audio by computer when joining a meeting", which is currently unchecked.

MANUAL FOR ENTRANCE EXAM MUG 2022

4. Once you join the meeting you should click on the icon (Start Video).

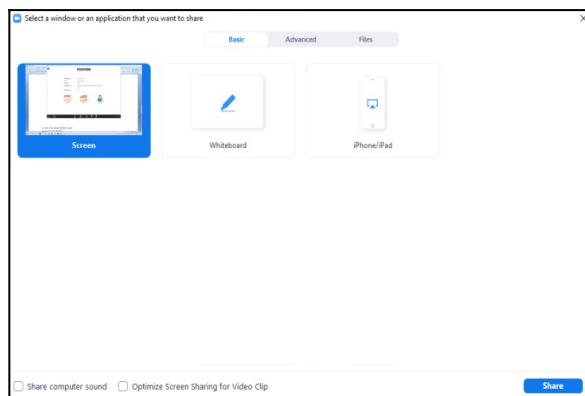
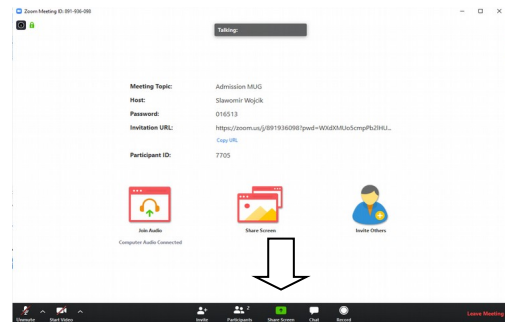
The camera must be on for the entire duration of the exam.
Lack of video transmission will result in the candidate being annulled.



5. After short introduction Exam coordinator will ask you to make a Next step – turn on (Share Screen) option.

Please select an option screen and click on (Share). This option must be enabled for the duration of the exam.


Since the candidate **may only have a test window during the exam** and **may not use any other computer applications and screens**, the examiners will observe the monitors of the exam participants.



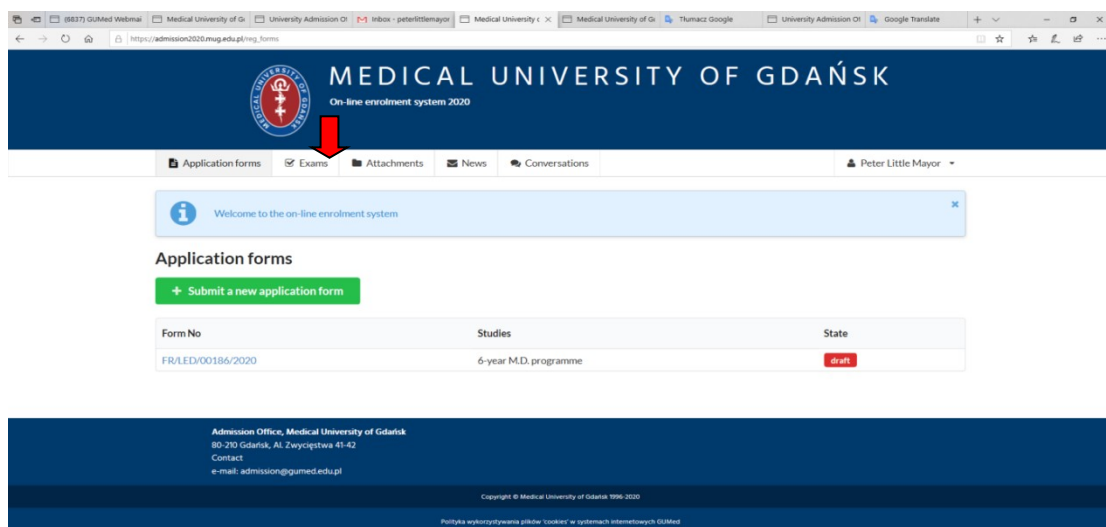
Important information - Some types of devices require special settings to simultaneously enable the transmission of the camera image (exam participant's image) and the desktop image. In our experience, especially I pads and I phones. Please check at least one day before the exam if your device allows simultaneous transmission of information from the camera and the desktop.

MANUAL FOR ENTRANCE EXAM MUG 2022

6. Registration to the database <https://admission2022.mug.edu.pl/> - please provide your login (this is your e-mail address used during registration) and password.



7. Once you register to the database please click on (Exams) - this element will be visible after coordinator of the exam activate it (at the actual moment of the beginning of the exam) . Information that exam is available will be clearly given



MANUAL FOR ENTRANCE EXAM MUG 2022

8. You will get one more time set of information about on-line exam from coordinator.
Please **do not** press (Start the exam) before examiner will tell you to do so.

The use of any assistance (electronic sources, third party assistance etc.) results in the rejection of the candidate's application without the possibility of retaking the exam. Medical ethics.

In order to maintain the appropriate quality conditions for the exam, the exam will be recorded.

The screenshot shows a web browser window with the URL <https://admission2020.mug.edu.pl/exam/index>. The page header features the Medical University of Gdańsk logo and the text "MEDICAL UNIVERSITY OF GDAŃSK On-line enrolment system 2020". Below the header, there are navigation tabs for "Application forms", "Exams", "Attachments", "News", and "Conversations". The main content area is titled "On-line exams" and contains the following text:

The entrance examination to the Medical University of Gdańsk is made up of 60 questions - 30 Biology and 30 Chemistry questions. It is a multiple choice test with only one option correct. Each correct answer gives you one point. There is no a penalty for wrong answers. After answer selection use the 'save' button to save your selection in the system. Throughout the duration of the test you have the possibility to change the decision.

You have 90 minutes to do the test.

After 90 minutes the system automatically completes the exam.

Before you sit down to the examination, make sure you have the following at hand:

- Several blank sheets of paper
- A ball pen
- A calculator

Print out the periodic table of elements, and the electrochemical series from the files attached below.

- Periodic table of elements
- Galvanic (electropotential) series
- Solubility Chart
- Electronegativity Table
- Aminoacids

To view the files in the PDF format, you must install the free Adobe Reader programme.

▶ Exam name: 015_2020

Enabled on: 2020-04-04 23:30

▶ Start the exam

At the bottom of the page, there is a footer that reads "Admission Office, Medical University of Gdańsk".

The entrance examination to the Medical University of Gdańsk is made up of 60 questions - 30 Biology (30 – first half), and Chemistry (30 – second half).
It is a multiple choice test with only one option correct.
Each correct answer gives you one point.
There is no penalty (deducted points) for wrong answers.

MANUAL FOR ENTRANCE EXAM MUG 2022

9. During the test please pick one correct answer, and **save** it and go to the next question. You will have 90 minutes to complete the test, during this time you can change your answers but after each change save your answer.

On the screen information about remaining time is provided. After 90 minutes exam will close automatically. If you finish earlier you can finish the exam by yourself – click on the button (Finish the exam). You will be asked to confirm: If you really want to end the exam, click the button. If you do this, the exam will end. **Remember it is the final decision and you will not be able to return to taking the exam.**

On-line exam: 015_2020

Enabled on: 2020-04-06 23:30 Started at: 2020-04-06 23:41 Remaining time: 1:27:56

Previous question List of questions Next question

Finish the exam

7. The correct order of body organization from simplest to most complex is:

A. system, cell, organ, organism, tissue

B. organ, tissue, cell, organism, system

C. cell, tissue, organ, system, organism

D. cell, system, tissue, organ, organism

Save

Admission Office, Medical University of Gdańsk
80-210 Gdańsk, Al. Zwycięstwa 41-42
Contact
e-mail: admission@gumed.edu.pl

Copyright © Medical University of Gdańsk 1996-2020

Polityka wykorzystywania plików cookie w systemach internetowych GU.Med

10. The **results** of the written exam will be known **the same day**, about an hour after the exam. They will be announce to you – please stay at the waiting room of zoom meeting . Once your results are ready exam coordinator will invite you to inform you about next stages of recruitment.

- **qualification for an interview** (to be prepared please learn answers for the topics
-https://admission.mug.edu.pl/attachment/attachment/81937/Interview_Topics_2022.pdf)

followed by:

- **conditional acceptance with the postponed interview** (e.g. for candidates with predicted grades)
- **final acceptance** (after interview only for graduates)
- **waiting list** place (if current position on the ranking list is not giving acceptance at the moment)
- **retake of the oral exam** (valid only once)

Lack of the qualification for an interview – (usually the score from written part lower then 60%) gives the following options

- **retake of the written exam** (valid only once)
- **rejecting the application**

MANUAL FOR ENTRANCE EXAM MUG 2022

| | |
|--|---|
| The day before the written exam, check: | ✓ |
| - whether the computer you are going to use has a stable internet connection. | |
| - is the camera, speakers and microphone in the computer that you will be using working properly (can you see clearly, hear and do you hear everything) | |
| - do you have a calculator ready? | |
| - do you have printed university-approved chemistry task tables . | |
| - are you prepared with sheets of white paper for calculations and two writing pens . | |
| - do you remember your login (your e-mail adress) and password for the MUG admission database : https://admission2022.mug.edu.pl/ | |
| - do you have prepared ZOOM meeting ID and an access password . | |
| - did you warn your family members that during the exam nobody would disturb you (you should be alone in your examination room). | |
| - are you familiar with the topic for interview – you have to get 6 points out of 10 to be taken for consideration in the admission process | |

In order to maintain the appropriate quality conditions for the exam, the exam will be recorded.